

LELO

APP

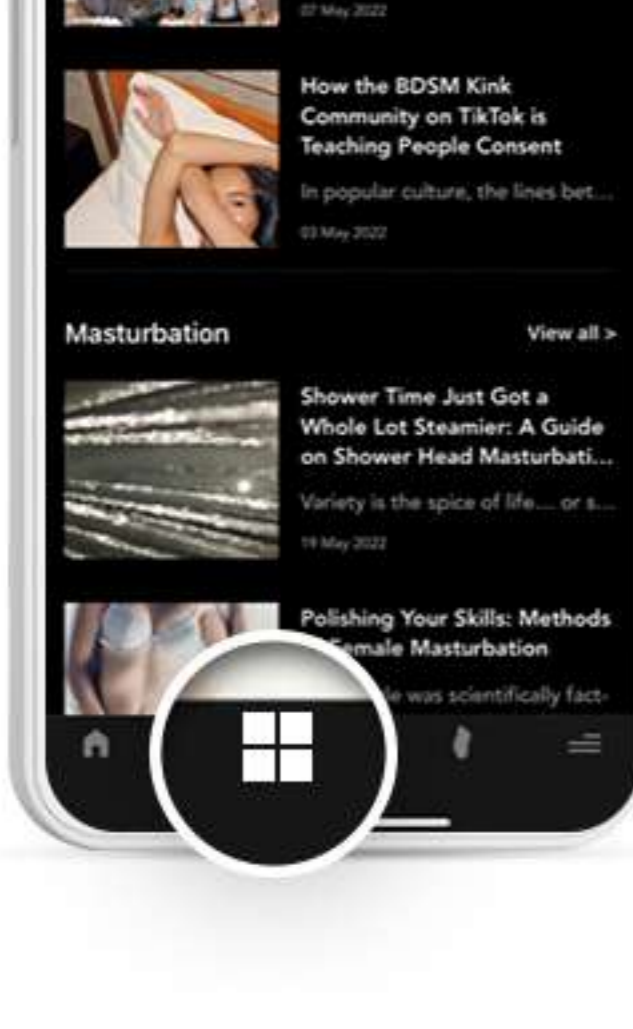


FEED



HOME TAB

OFFERS THE LATEST READS FROM THE VOLONTE BLOG



MENU TAB

IN THE MENU TAB YOU WILL FIND DIFFERENT CATEGORIES OF WRITTEN CONTENT

TIPS
COMBINING ALL THE CONTENT REGARDING TIPS ON SEXUAL HEALTH, TECHNIQUES ETC

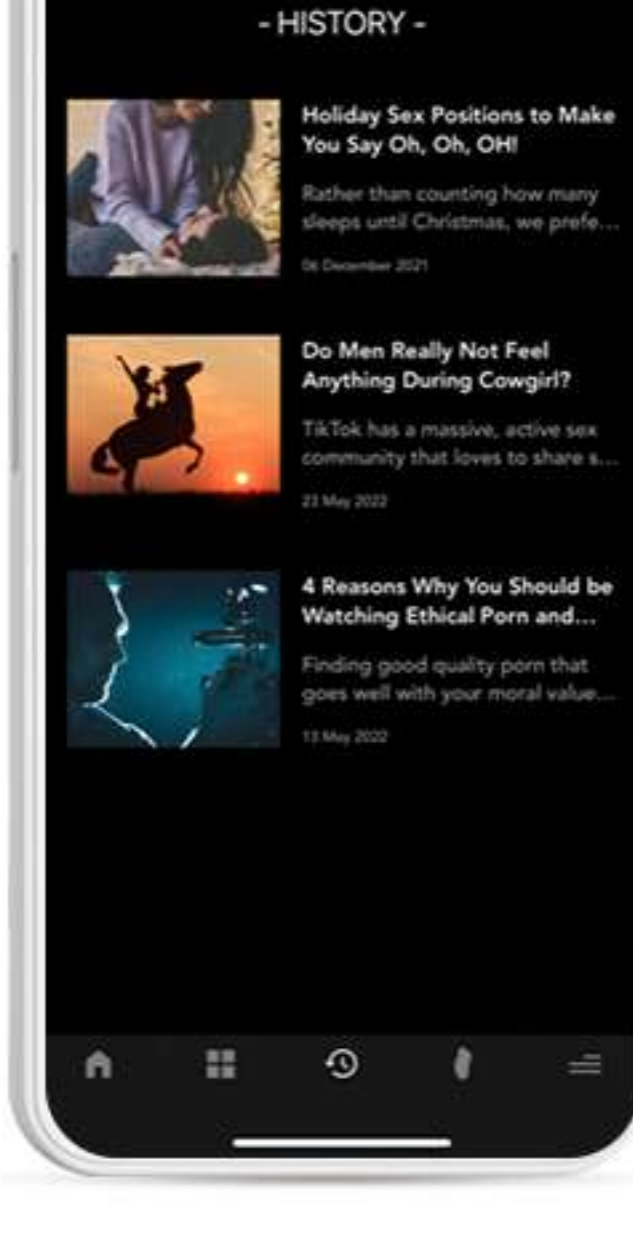
TOYS
THIS CATEGORY FEATURES ALL THE CONTENT RELATING TO TOY USE, NEW LAUNCHES, RECOMMENDATIONS AND REVIEWS

POSITIONS
CONTENT IN THIS CATEGORY WILL ANSWER ALL SEX POSITION RELATED QUESTIONS OUR USERS MIGHT HAVE

LOVE
DATING AND RELATIONSHIP ADVICES, CONVENIENTLY DIVIDED INTO THREE CATEGORIES: SINGLE, DATING AND COMMITTED RELATIONSHIP

STORIES
EROTIC STORIES TO TICKLE THE IMAGINATION, DIVIDED INTO CATEGORIES: LESBIAN, EROTIC FICTION, BDSM STORIES ETC. THE TAB ALSO CONTAINS AUDIO EROTICA

NEWS
A CATEGORY IN WHICH THE USERS IS UP TO DATE WITH ALL THINGS SEX WELLNESS, INTIMACY AND LELO



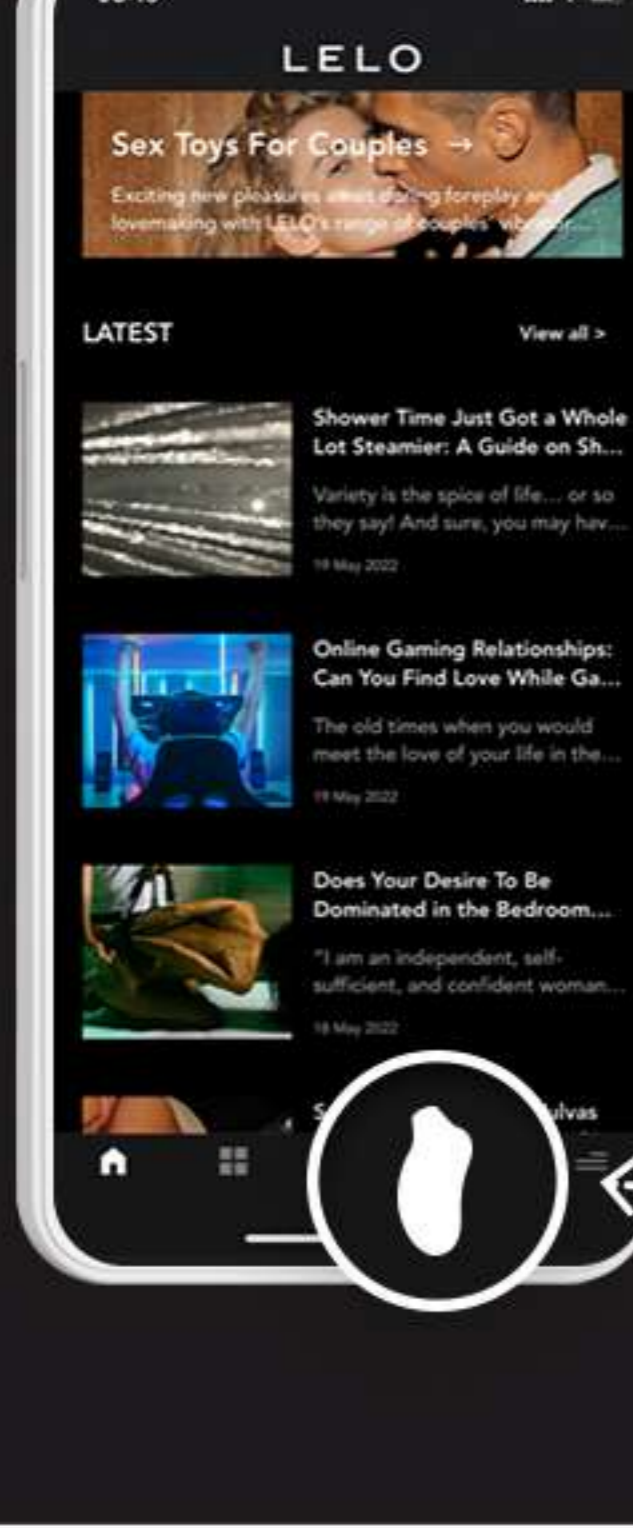
HISTORY TAB

GIVES YOU AN OVERVIEW OF ALL RECENTLY READ CONTENT

DEVICES

LELO PRODUCTS

AVAILABLE TO USE WITH THE APP CONNECTION



1. LOCATE THE "SONA ICON" ON THE BOTTOM OF THE SCREEN



2. FIND YOUR TOY AMONGST THE AVAILABLE PRODUCTS AND SELECT "CONNECT"



HOW TO CONNECT WITH THE APP

PRESS DOWN AND HOLD THE BUTTON ON THE DEVICE UNTIL THE INDICATOR LIGHT STARTS TO BLINK

THE WHITE CIRCLE OUTLINE (AROUND THE FINGER) IN THE APP WILL MAKE A FULL CIRCLE, MAKE SURE TO HOLD DOWN THE BUTTON UNTIL IT COMPLETES THE CIRCLE

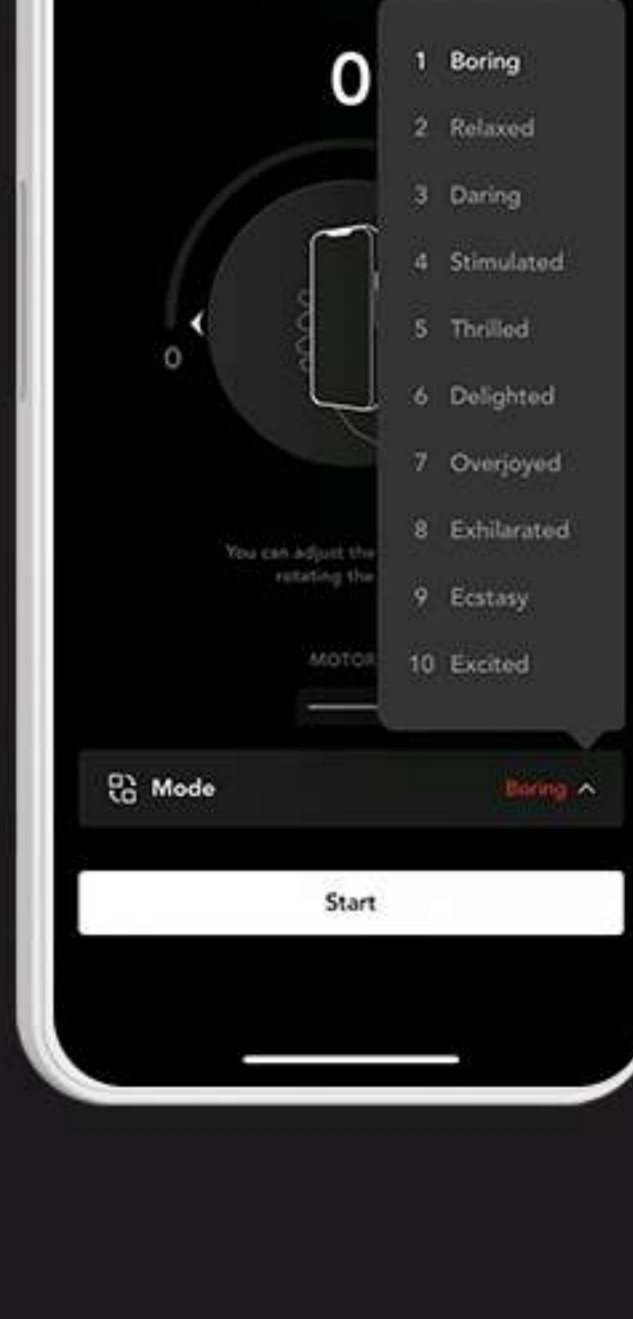


ONCE PAIRED, CONFIRM THE CONNECTION BY PRESSING THE BUTTON AGAIN (SHORTLY)



AFTER CONFIRMING THE CONNECTION, YOUR PRODUCT WILL BE AVAILABLE AT THE TOP OF THE SCREEN UNDER "MY LELO TOYS"

TO USE, SELECT "PLAY"

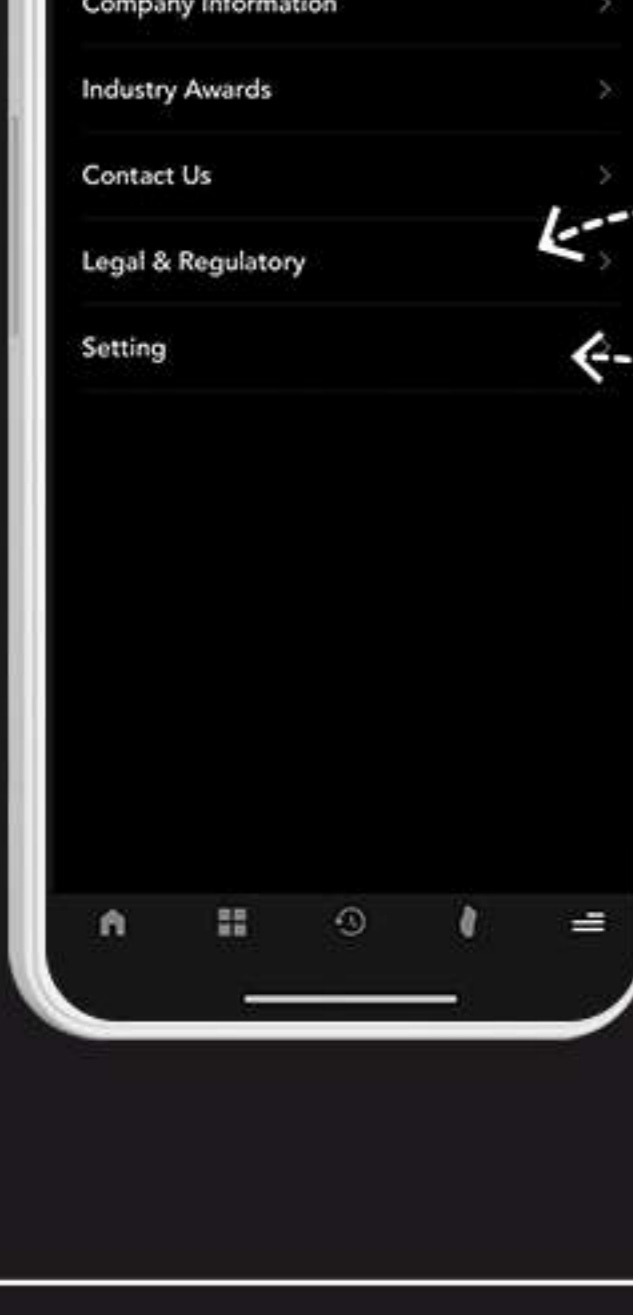


VIA THE APP THE USER CAN CONTROL THE PRODUCT REMOTELY INTENDED TO REPLACE THE INSIGNIA REMOTE: 3 MODES (MIMICKING THE INSIGNIA REMOTE):

SCREWING: Tilting hand motion (0-90 degrees)

SHAKING: Up/down hand motion

BORING aka Manual: +/- control (no center button use, as the mode switching is separate at the bottom of the screen)



IN THE SETTINGS TAB THE USER CAN FIND MORE INFORMATION ABOUT LELO BY BEING REDIRECTED TO LELO.COM.

BY SELECTING LEGAL & REGULATORY THE USER ACCESSES THE MODEL NUMBER, FCC ID AND IC.

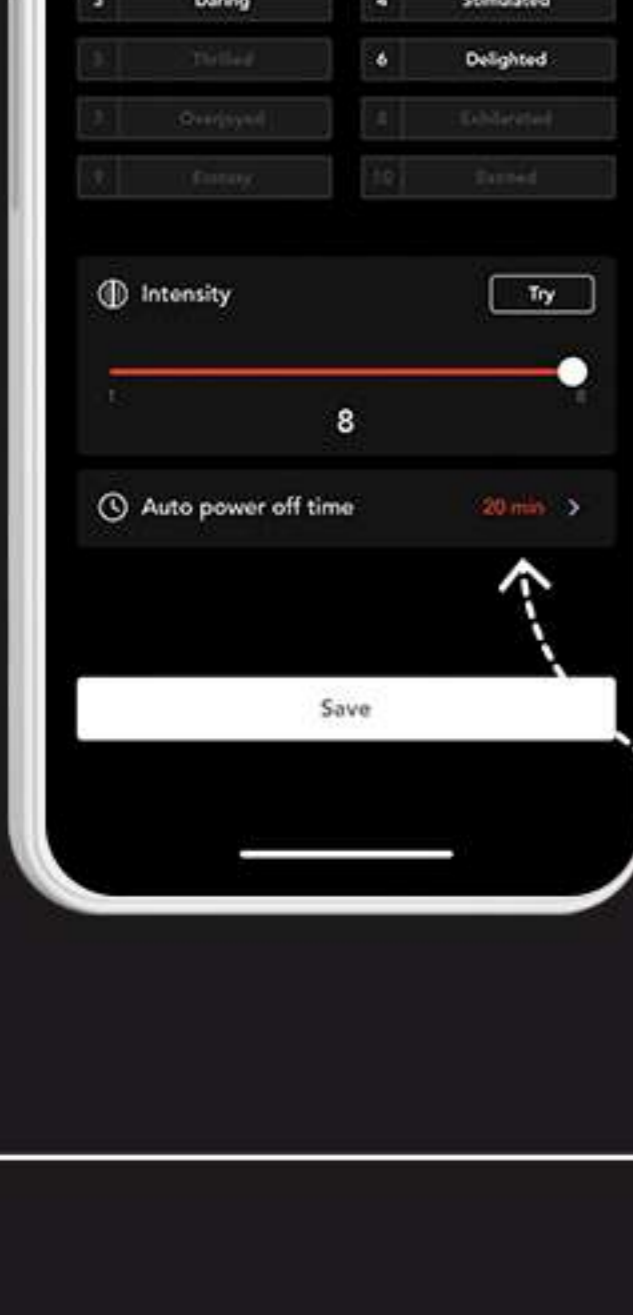
BY SELECTING SETTINGS THE USER CAN CHANGE THE LANGUAGE OF THE APP. LANGUAGES OFFERED: ENGLISH, SPANISH, FRENCH, ITALIAN



ONCE CONNECTED YOUR IDA WAVE WILL BE AVAILABLE FOR USE & CUSTOMIZATION.

YOU CAN SET AVAILABLE MODES, YOUR PREFERRED INTENSITY AND AUTO-OFF TIME FOR OFFLINE USE

TO CUSTOMIZE SELECT "SETTINGS"



PLEASE NOTE THE PRODUCTS BATTERY LEVEL IS INDICATED IN THE UPPER LEFT CORNER

ONCE FINISHED SELECTING THE DESIRED SETTINGS, SELECT SAVE AT THE BOTTOM OF YOUR SCREEN. THE CONFIRMATION POP UP WINDOW WILL APPEAR.

ONCE SAVED THE CONFIGURATIONS WILL BE AVAILABLE FOR "OFFLINE" USE.